

Learning Point

Example map of stickers' location
and stickers' content

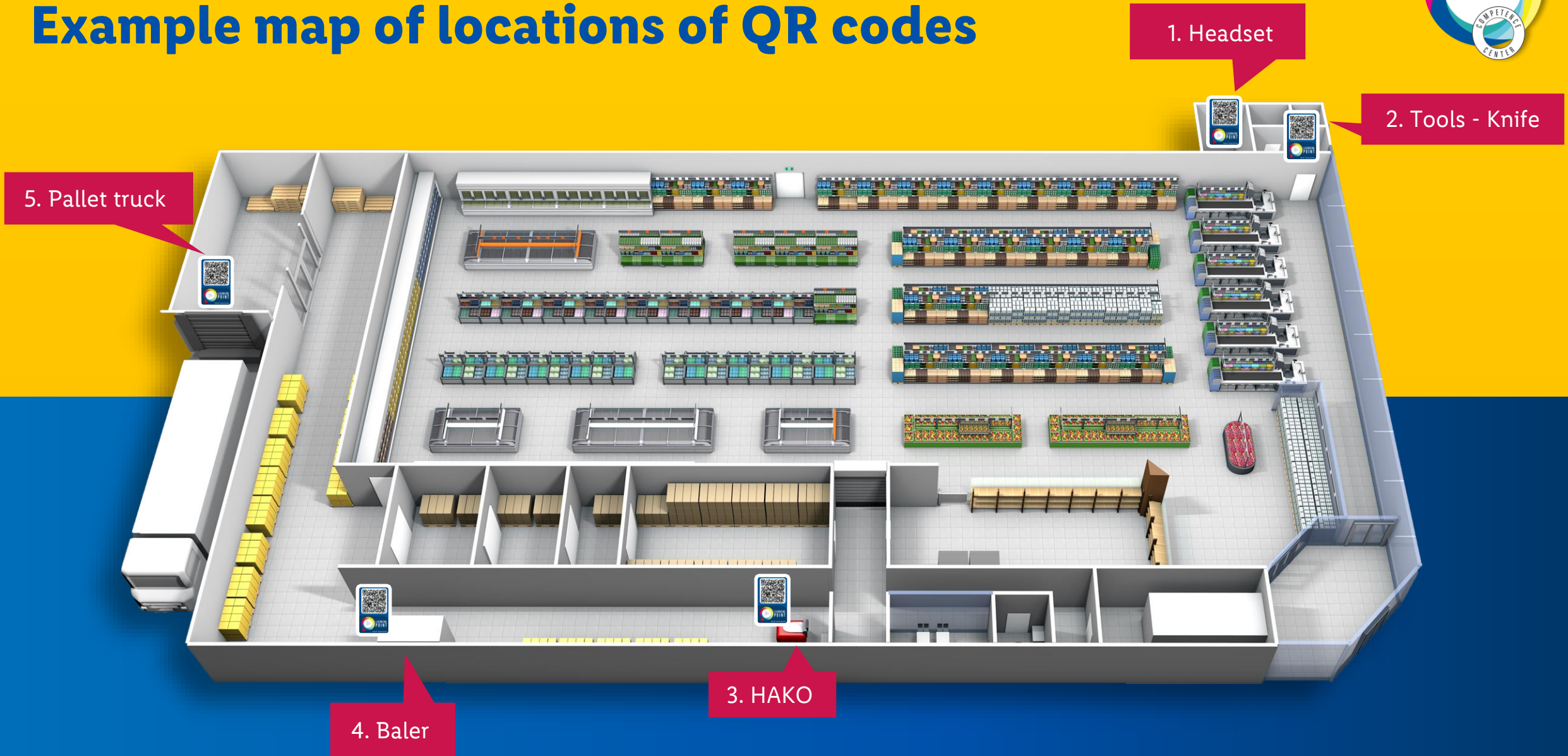


Poznan, Poland, August 2024













WE EDUCATE
WE MOTIVATE
WE PRODUCE CHANGE



Example map of locations of QR codes



Example of content of QR codes

Learning Point	Content	Detailed localisation
 1. Headset	 „Quail Pro 10” headset handbook	<ul style="list-style-type: none"> • In the social room on the wall above the headset holder
 2. Tools - Knife	 Health and Safety - Knife handling	<ul style="list-style-type: none"> • Next to the medicine cabinet
 3. HAKO	 „HAKO” cleaning machine handling	<ul style="list-style-type: none"> • HAKO machine area, in additional frame for the instructions
 4. Baler	 Using the baler manual	<ul style="list-style-type: none"> • On the wall next to the holder for cable tie refill for bales
 5. Pallet truck	<ul style="list-style-type: none">  Health and Safety - checking the technical condition of the truck  Health and Safety - connecting the truck to the charger  Handbook for checking the technical condition of the truck 	<ul style="list-style-type: none"> • On the wall of the entrance and exit doors at the ramp